

Scaled data based on original data using
LM-79-08 Approved Method: Electrical and Photometric Measurements of Solid-
State Lighting Products

Test Report Prepared for
Cooper Lighting Solutions
(formerly Eaton)

Brand: McGRAW-EDISON

Report Number: P200517

Luminaire Tested: **GPC-AF-01-LED-E1-T3R-7060-800**

Issue Date: 3/3/2020

Test Information

Test Method: LM-79-08
Report Number: P200517
TEST IS SCALED FROM IESNA LM-79-08 TEST DATA (P40129)
Test Lab: INNOVATION CENTER P2
Issue Date: 3/3/2020
Manufacturer: COOPER LIGHTING SOLUTIONS (FORMERLY EATON)
Product Line: MCGRAW-EDISON
Catalog Number: GPC-AF-01-LED-E1-T3R-7060-800
Description: GALLEON PEDESTRIAN LUMINAIRE
(1) 70 CRI, 5700K, 800mA LIGHTSQUARE WITH 16 LEDS EACH AND TYPE III ROADWAY OPTICS
Light Source: -
Ballast/Driver: ELECTRONIC DRIVER

Summary

Lumens per Lamp: N/A
Luminaire Lumens: 5251 lumens
Efficiency: N/A
Efficacy: 119.3 lumens/watt
Luminous Opening: Rectangular (W 0.5' x L: 0.5' x H: 0')
IES Classification: Type III - Short - Full Cutoff
BUG Rating: B1 - U0 - G2

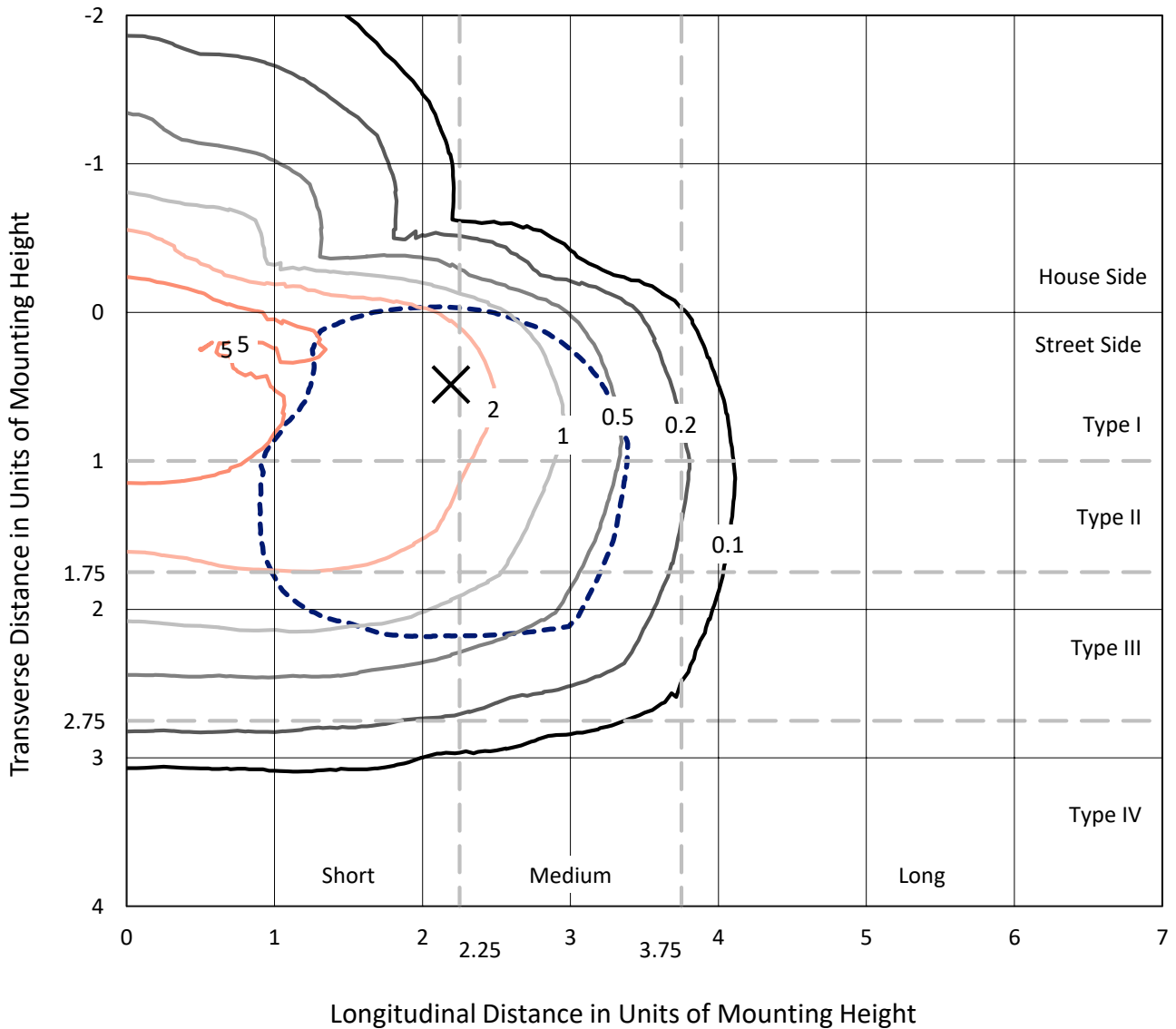
Input Watts (W): 44
Input Voltage (V): NR
Input Current (Ain): NR
Voltage Rise (V): NR
Power Factor: NR
Total Harmonic Distortion (THDi): NR
Frequency (hertz): 60
Stabilization Time: NR
Operation Time: NR
Ambient Temperature (°C): NR
Test Distance: 25 FT



REPORT NUMBER: P200517
 CATALOG NUMBER: GPC-AF-01-LED-E1-T3R-7060-800

Iso-Footcandle Lines of Horizontal Illumination

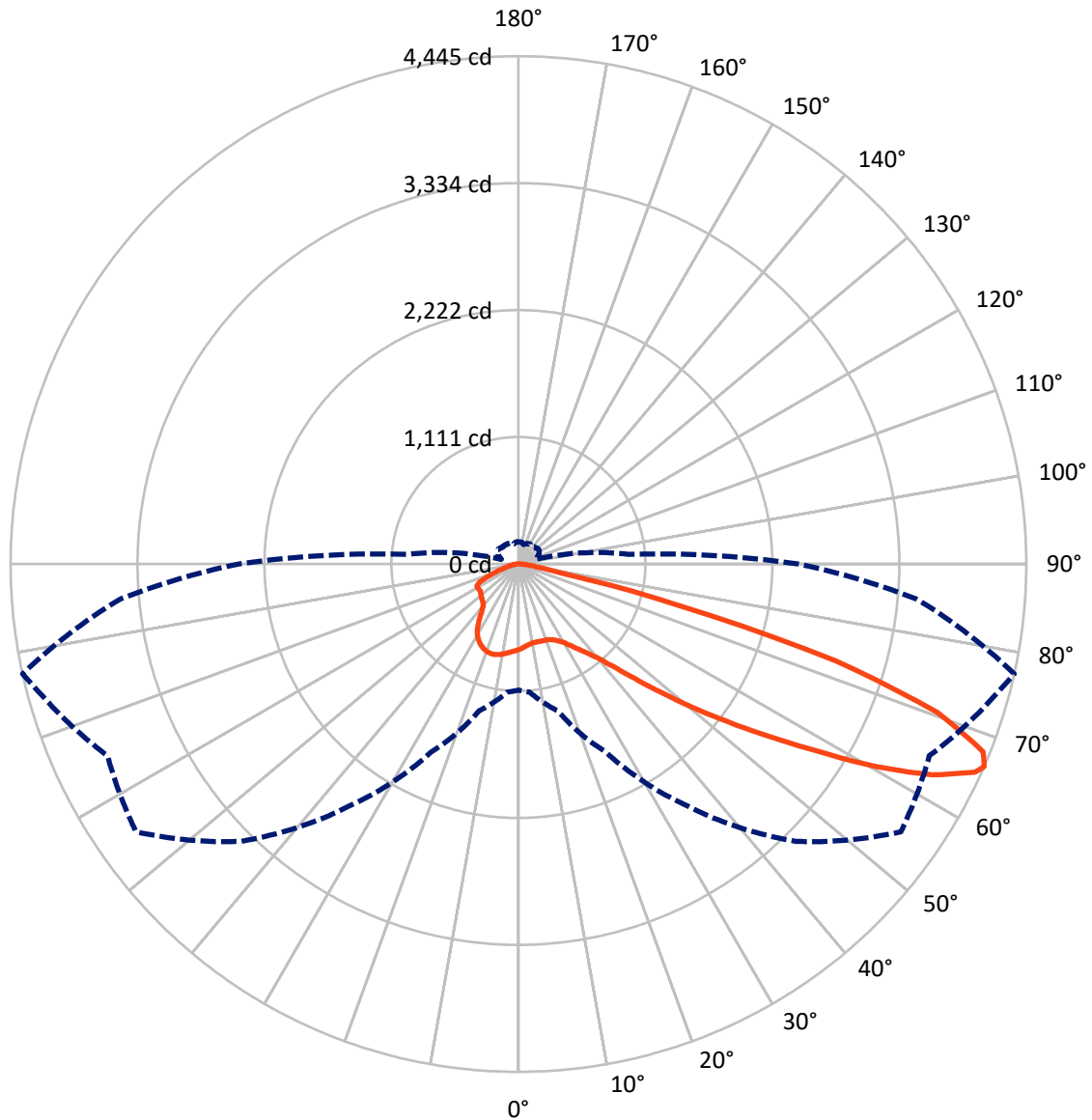
× Max cd
 - - - 1/2 Max cd



Based on 10 foot mounting height. Maximum calculated value = 9.2 fc
 Type III - Short - Full Cutoff

REPORT NUMBER: P200517
CATALOG NUMBER: GPC-AF-01-LED-E1-T3R-7060-800

Luminous Intensity Polar Plot



— Vertical Plane Through 77.5-Deg Lateral - - - Horizontal Cone Through 66-Deg Vertical

REPORT NUMBER: P200517

CATALOG NUMBER: GPC-AF-01-LED-E1-T3R-7060-800

FLUX DISTRIBUTION:

		Downward	Upward	Total
House Side	Lumens	897.1	0.0	897.1
	% Fixture	17.1	0.0	17.1
Street Side	Lumens	4353.9	0.0	4353.9
	% Fixture	82.9	0.0	82.9
Total	Lumens	5251.0	0.0	5251.0
	% Fixture	100.0	0.0	100.0

Coefficient of Utilization

ZONAL LUMENS:

Zone	Lumens	% Fixture
0°-10°	66.9	1.3
10°-20°	188.6	3.6
20°-30°	321.9	6.1
30°-40°	515.3	9.8
40°-50°	796.1	15.2
50°-60°	1129.1	21.5
60°-70°	1510.4	28.8
70°-80°	655.9	12.5
80°-90°	66.9	1.3
90°-100°	0.0	0.0
100°-110°	0.0	0.0
110°-120°	0.0	0.0
120°-130°	0.0	0.0
130°-140°	0.0	0.0
140°-150°	0.0	0.0
150°-160°	0.0	0.0
160°-170°	0.0	0.0
170°-180°	0.0	0.0
0°-90°	5251.0	100.0
0°-180°	5251.0	100.0



REPORT NUMBER: P200517

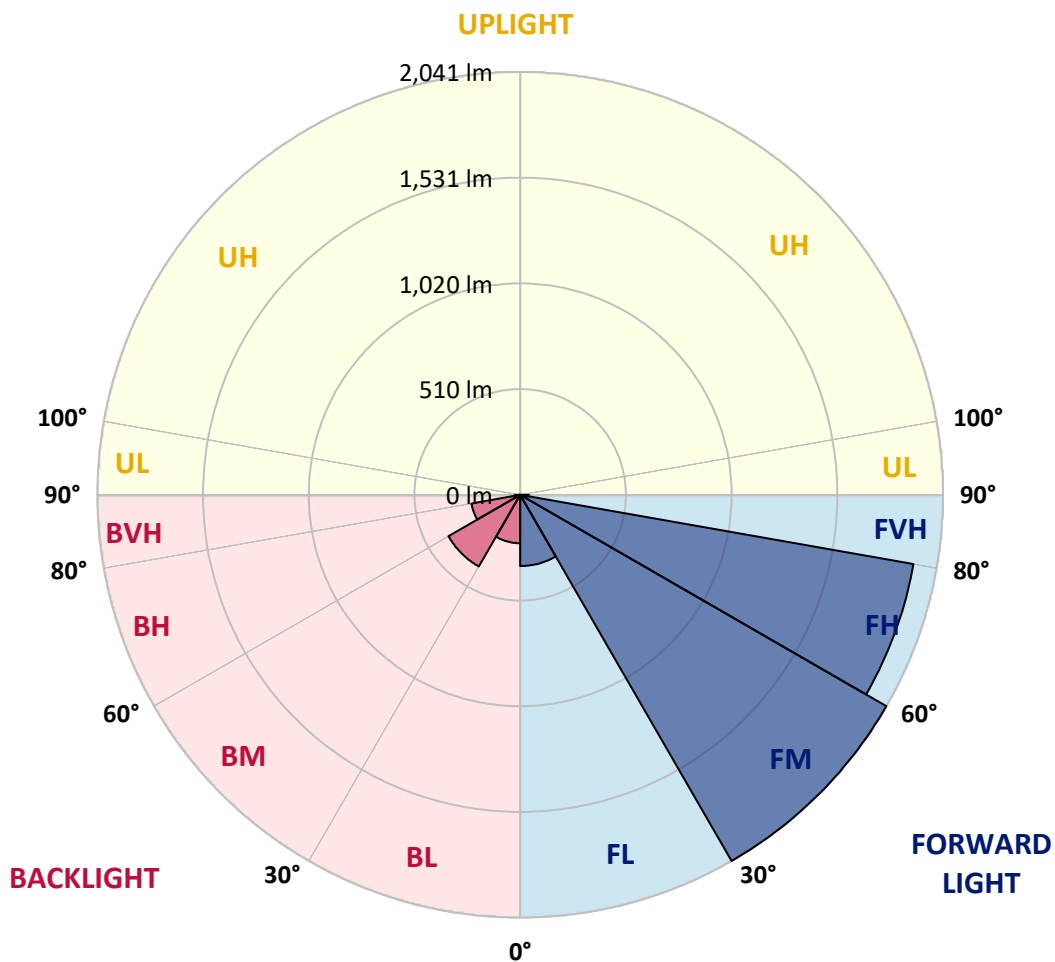
CATALOG NUMBER: GPC-AF-01-LED-E1-T3R-7060-800

LUMINAIRE CLASSIFICATION SYSTEM LUMEN TABLE AND BUG RATING:

Zone		Lumens	% Fixture	Zone Rating/Lumen Limit		
				B	U	G
FL	(0°-30°)	343.7	6.5			
FM	(30°-60°)	2040.8	38.9			
FH	(60°-80°)	1927.4	36.7			G2/5000
FVH	(80°-90°)	42.0	0.8			G1/100
BL	(0°-30°)	233.6	4.4	B1/500		
BM	(30°-60°)	399.6	7.6	B1/1000		
BH	(60°-80°)	238.9	4.5	B1/500		G1/500
BVH	(80°-90°)	24.9	0.5			G1/100
UL	(90°-100°)	0.0	0.0		U0/0	
UH	(100°-180°)	0.0	0.0		U0/0	

BUG Rating: B1-U0-G2

Type III Short





REPORT NUMBER: P200517

CATALOG NUMBER: GPC-AF-01-LED-E1-T3R-7060-800

CANDELA DISTRIBUTION (FULL):

	0°	5°	15°	25°	35°	45°	55°	65°	75°	77.5°	85°
0°	748.3	748.3	748.3	748.3	748.3	748.3	748.3	748.3	748.3	748.3	748.3
2.5°	662.0	666.4	670.1	673.6	680.6	692.0	705.1	715.8	731.2	734.2	742.3
5°	601.2	601.2	604.1	609.4	618.8	635.9	653.8	677.6	711.1	719.0	740.8
7.5°	571.6	571.9	573.6	578.1	586.3	601.9	621.5	649.5	694.9	708.1	745.3
10°	582.6	580.1	576.4	574.1	575.4	584.5	603.1	634.4	685.0	701.9	755.2
12.5°	643.6	638.9	626.0	608.9	592.5	585.8	596.7	627.2	680.8	700.4	768.4
15°	743.3	741.3	717.3	681.8	642.1	608.9	601.4	624.5	681.3	702.1	784.0
17.5°	868.4	865.6	833.9	782.3	717.5	652.8	618.0	626.7	683.0	705.1	799.2
20°	994.7	986.2	952.0	890.5	807.3	712.6	645.6	632.4	685.3	708.3	815.0
22.5°	1088.9	1082.0	1051.2	991.4	895.7	781.8	682.5	642.4	692.5	717.8	834.6
25°	1171.8	1172.3	1141.8	1084.0	985.0	855.2	730.2	668.9	710.8	737.1	861.4
27.5°	1274.3	1268.3	1239.8	1182.5	1073.3	929.4	787.7	705.4	738.1	764.7	896.7
30°	1396.8	1392.6	1359.6	1294.6	1171.3	1009.1	853.5	747.8	773.4	800.9	942.8
32.5°	1541.0	1539.0	1504.8	1421.2	1284.5	1102.8	930.7	803.9	826.0	854.5	1009.1
35°	1710.2	1710.5	1670.0	1569.5	1408.3	1212.0	1018.2	876.1	890.0	919.7	1088.0
37.5°	1814.4	1827.1	1811.9	1709.5	1548.4	1334.1	1131.9	971.8	962.9	992.9	1172.6
40°	1836.7	1852.1	1900.0	1847.9	1705.2	1468.5	1232.6	1063.9	1052.7	1089.4	1281.5
42.5°	1805.5	1826.8	1928.0	1964.8	1871.7	1634.3	1368.1	1200.6	1186.5	1235.8	1416.9
45°	1786.9	1802.7	1919.9	2025.6	2016.1	1821.6	1540.5	1372.3	1367.1	1431.8	1573.3
47.5°	1754.6	1769.0	1881.6	2039.7	2101.0	1993.3	1747.7	1582.2	1592.4	1677.2	1749.7
50°	1772.0	1777.9	1839.0	2003.7	2125.5	2119.1	1979.2	1825.3	1860.1	1966.0	1949.4
52.5°	1769.5	1784.9	1834.0	1944.7	2128.8	2196.7	2207.2	2096.5	2169.7	2291.3	2170.9
55°	1430.6	1458.9	1775.7	1929.8	2140.2	2272.9	2410.1	2382.3	2518.8	2660.5	2421.0
57.5°	1366.1	1383.9	1559.6	1961.0	2200.7	2418.3	2635.9	2696.9	2925.2	3089.7	2725.7
60°	1353.4	1375.5	1557.4	1999.3	2323.5	2655.2	2970.6	3077.8	3419.7	3599.8	3079.0
62.5°	1314.0	1337.8	1542.7	1994.3	2497.9	2983.0	3399.1	3482.7	3888.6	4063.8	3374.5
65°	1188.9	1211.3	1423.4	1914.1	2615.6	3332.8	3906.2	3853.9	4258.8	4390.5	3521.9
66°	1103.3	1125.2	1329.4	1819.9	2588.3	3432.1	4085.8	3968.7	4341.6	4444.8	3493.1
67.5°	946.8	963.9	1146.8	1608.7	2443.1	3459.9	4236.9	4055.1	4350.3	4386.8	3328.6
70°	598.2	603.1	745.3	1110.5	1849.4	3000.6	4006.9	3840.7	3991.6	3892.8	2790.5
72.5°	259.5	257.8	357.8	564.9	1047.0	2013.4	3241.3	3169.1	3131.1	2905.8	1953.4
75°	144.4	146.4	185.8	262.2	425.5	989.0	2120.3	2029.0	1713.2	1461.8	885.7
77.5°	115.9	118.6	154.1	186.1	191.0	344.9	992.2	807.3	486.0	390.0	246.1
80°	91.6	96.5	134.5	144.9	128.8	142.2	320.6	256.3	192.3	176.4	127.5
82.5°	72.4	75.9	115.4	109.7	90.1	95.8	153.6	149.6	125.0	113.9	73.7
85°	52.1	58.6	94.8	82.6	59.0	64.5	102.0	97.8	71.7	58.6	32.5
87.5°	21.3	27.8	67.0	54.8	33.0	30.0	50.9	47.9	34.0	24.8	16.1
90°	0.0	0.0	0.0	0.0	0.0	0.0	0.0	0.0	0.0	0.0	0.0



REPORT NUMBER: P200517

CATALOG NUMBER: GPC-AF-01-LED-E1-T3R-7060-800

CANDELA DISTRIBUTION (continued):

	90°	95°	105°	115°	125°	135°	145°	155°	165°	175°	180°
0°	748.3	748.3	748.3	748.3	748.3	748.3	748.3	748.3	748.3	748.3	748.3
2.5°	747.5	753.5	761.2	765.9	768.4	770.1	772.9	772.6	773.4	773.6	774.6
5°	752.5	762.4	773.6	776.6	776.6	773.8	771.1	766.7	764.9	764.4	764.9
7.5°	765.4	776.3	786.0	782.5	775.1	764.2	750.0	737.6	730.9	728.7	728.2
10°	781.8	794.9	798.9	785.8	763.9	737.6	709.6	689.2	677.6	674.4	673.4
12.5°	801.6	814.0	808.6	780.8	740.4	697.9	659.2	626.7	602.4	594.7	594.2
15°	823.5	833.1	814.0	765.4	705.1	642.6	573.6	517.6	487.3	477.6	476.9
17.5°	843.8	848.8	810.8	738.6	653.3	552.0	460.5	417.3	406.9	409.4	409.9
20°	861.2	861.2	799.9	700.2	571.6	432.7	374.9	374.1	381.6	389.0	390.5
22.5°	880.3	868.9	780.8	645.8	456.0	354.0	345.6	352.6	361.0	369.2	370.4
25°	903.9	875.1	754.2	563.5	358.5	321.5	324.8	330.5	334.7	339.9	340.7
27.5°	930.2	883.0	719.3	450.1	311.1	301.2	303.7	305.7	305.2	307.2	307.7
30°	961.7	892.2	671.4	351.8	291.5	283.8	279.4	277.6	277.6	280.9	282.1
32.5°	1003.8	905.8	602.7	301.5	282.1	271.4	257.0	250.6	253.1	264.0	266.5
35°	1050.2	920.5	509.6	284.3	280.1	265.7	243.4	231.5	231.7	241.9	245.1
37.5°	1100.9	939.1	407.6	281.1	284.6	266.0	236.2	219.8	213.1	213.1	214.4
40°	1165.6	958.2	330.0	283.3	294.0	268.9	232.5	210.6	191.8	192.3	193.3
42.5°	1250.0	974.6	288.3	288.1	305.4	272.9	232.2	198.5	182.1	193.3	203.4
45°	1343.8	982.8	269.9	292.3	314.6	275.4	228.3	196.5	183.4	216.6	236.0
47.5°	1451.7	978.0	259.8	293.8	316.8	275.4	223.8	201.2	192.0	250.8	273.4
50°	1570.0	964.4	249.8	290.8	316.1	274.9	228.0	205.9	195.3	256.8	272.4
52.5°	1709.2	953.0	239.4	284.3	310.9	272.2	233.0	203.9	185.1	233.5	244.4
55°	1868.0	956.2	227.8	275.2	302.7	267.0	231.2	196.0	174.4	205.7	212.4
57.5°	2071.0	994.7	213.9	263.5	291.5	258.3	225.0	192.3	171.2	186.6	190.5
60°	2297.5	1061.7	196.5	251.8	277.6	244.4	220.3	194.0	172.7	185.1	187.1
62.5°	2463.7	1100.6	181.6	234.7	258.8	229.0	214.4	196.3	176.7	190.3	189.8
65°	2508.9	1036.6	163.0	209.7	233.2	212.9	206.9	198.7	178.4	194.5	192.3
66°	2445.6	967.6	154.8	198.0	220.3	204.9	203.2	198.5	177.6	195.0	191.3
67.5°	2292.0	826.2	140.7	180.9	199.7	193.0	197.2	196.3	175.7	194.5	189.3
70°	1869.2	563.7	120.3	150.6	166.2	170.0	185.8	188.3	169.2	185.8	174.4
72.5°	1306.0	343.4	106.4	116.9	134.5	144.9	170.2	177.4	160.5	162.3	151.3
75°	631.2	182.4	96.5	90.6	104.5	121.1	151.3	162.5	146.9	135.7	131.7
77.5°	196.7	111.4	81.9	72.9	81.9	97.8	126.5	142.4	130.8	113.6	112.1
80°	105.7	81.9	63.0	58.6	64.8	76.7	99.5	118.8	112.4	102.0	91.1
82.5°	69.7	53.1	46.6	45.4	49.4	58.6	73.9	98.5	98.5	87.3	63.5
85°	36.0	32.5	32.0	32.0	34.5	39.0	50.4	75.9	80.9	46.1	38.2
87.5°	17.9	18.6	17.4	18.1	19.4	19.1	24.1	38.2	45.7	28.0	23.3
90°	0.0	0.0	0.0	0.0	0.0	0.0	0.0	0.0	0.0	0.0	0.0

(END OF REPORT)